

TetraPack

HAMRADIO 2024

Artöm DL5ABM

Elliott 2E0YCA

Ralph DK5RAS

BrandMeister 10 years anniversary

Established at 29 June 2014



TetraPack.online

Summary

- Introduced at HamRadio 2023 in Friedrichshafen
- “multiple vendor’s TETRA TMO in one PACKage”
- The same goals like BrandMeister Network has:
 - **Support of different hardware**
 - **Widely-available talk-groups**
 - **Most of services and user-experience for TETRA TMO**
 - **In most cases - connect network controllers (SwMI) instead of base stations**
- Closed integration to BrandMeister Network:
 - **Seamless exchange of group calls, individual calls, SMS**
 - **Almost all services available in BrandMeister Network: APRS, SMS services, etc.**

TetraPack.online

Features

- **Supported TETRA TMO features**
 - Group calls
 - Simplex and duplex individual calls
 - Phone calls
 - Short text messaging and geo-positioning
 - Packet data access
- **Bridging with BrandMeister**
 - Group calls (any talk-group > 90 available across both networks)
 - Bridging talk-groups with "classic" ham-radio technologies (D-STAR, System Fusion, etc.)
 - Simplex individual calls and SMS bridging
 - SMS services via APRS/MQTT/API
 - Geo-positioning to APRS/MQTT/API
- **Supported radio-access technologies**
 - Motorola CompactTETRA (CTS)
 - Motorola Dimetra (EBTS/MBTS/MTS)

Why not BrandMeister?

TETRA TMO:

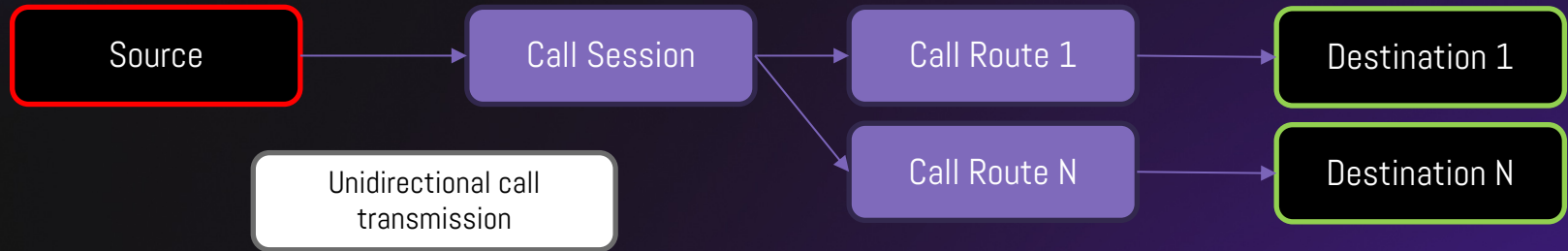
- Another user experience (trunking, duplex calls, OACSU)
- Another codec (ACELP vs. AMBE)
- Another signalling procedures (OACSU for individual calls)
- More powerful set of basic services
- Acts more like a mobile

[illegible]

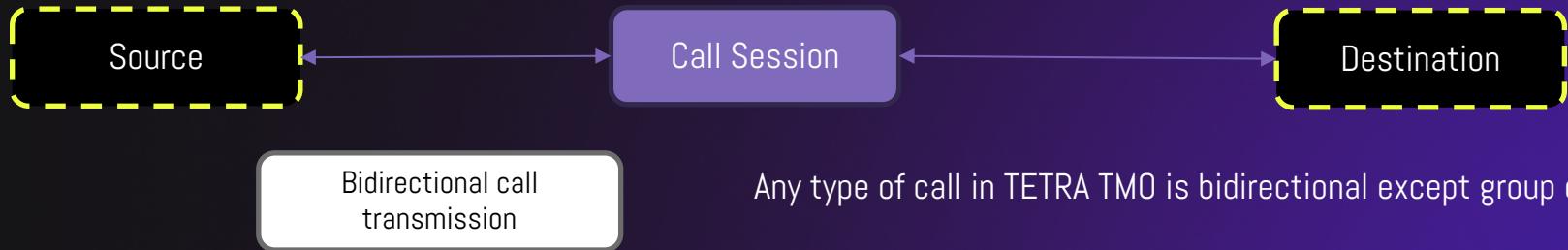
Differences in concept

Explained

BrandMeister



TetraPack

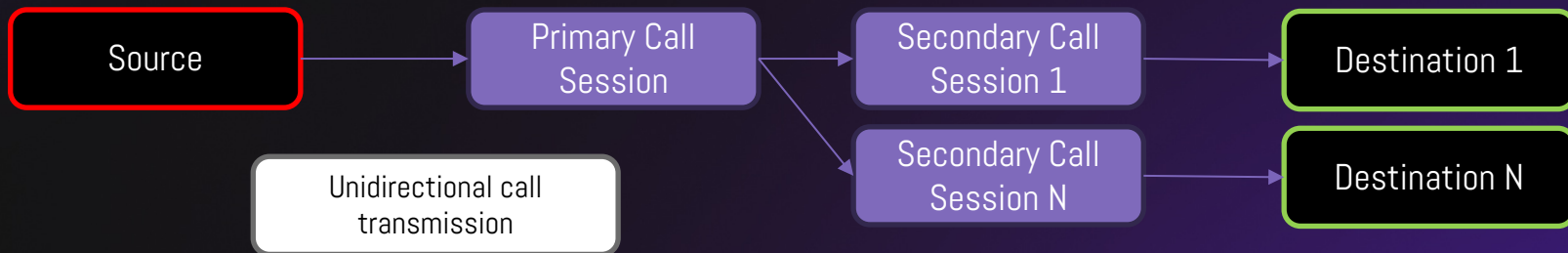


Any type of call in TETRA TMO is bidirectional except group call

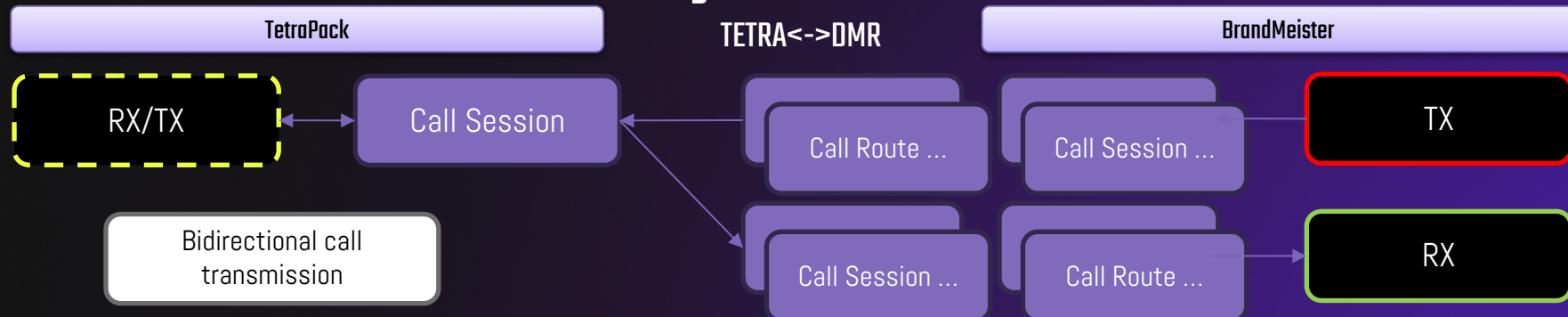
TetraPack concept

Explained

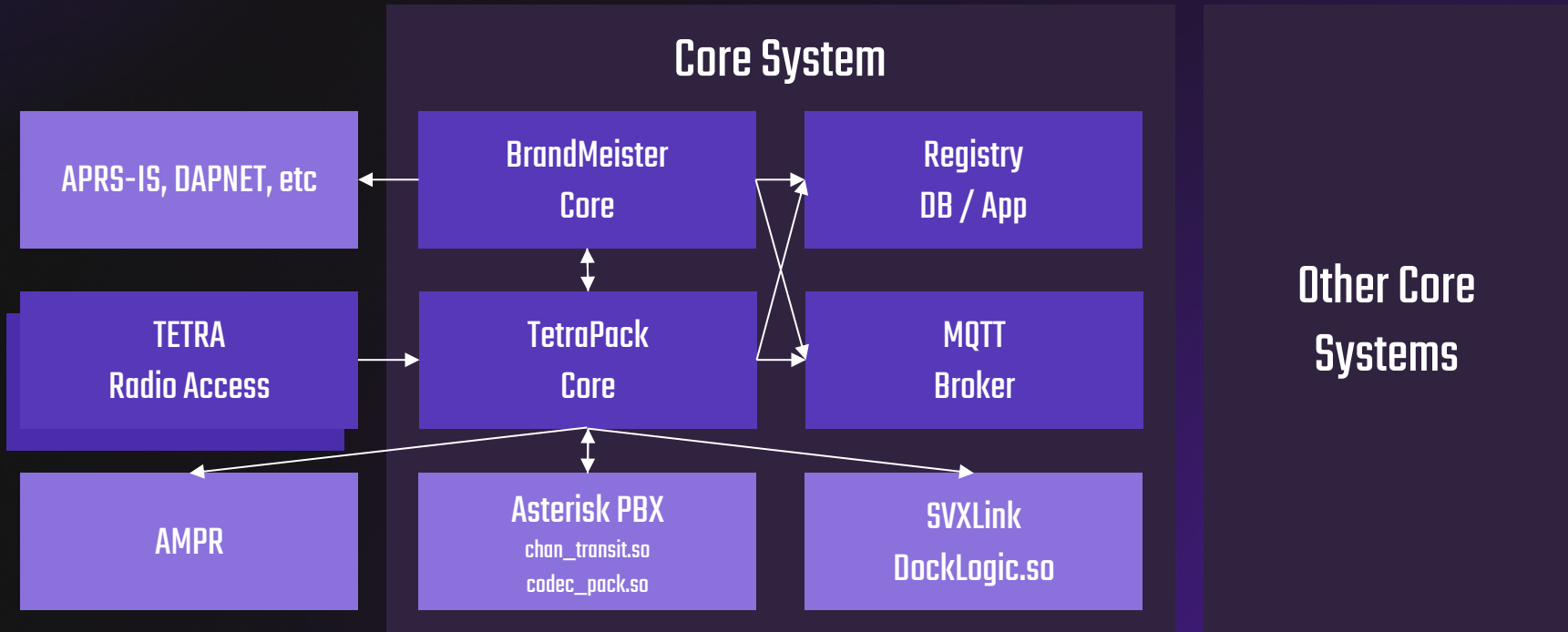
Group call



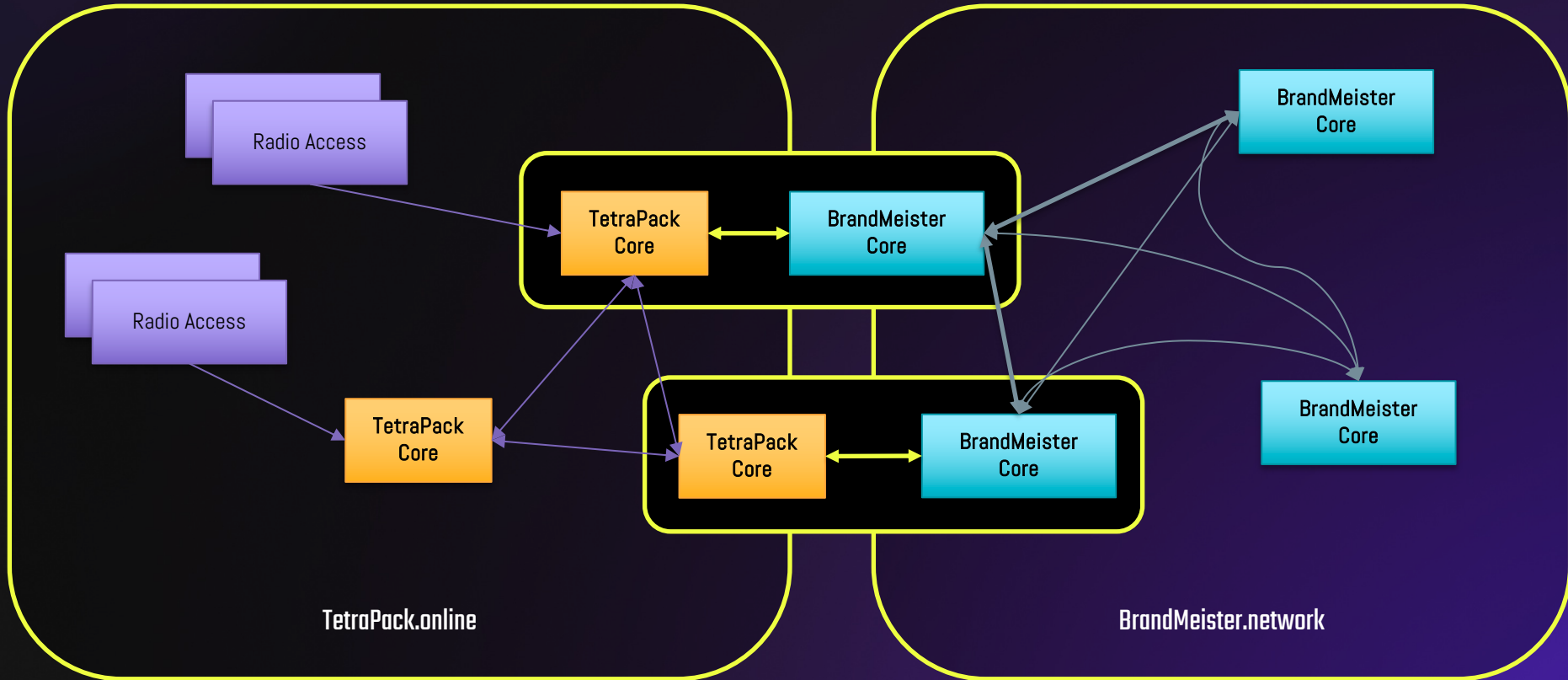
Bridged individual call



Core system architecture



Network topology



Roles of components

- **TetraPack Core**

- User registration / TG affiliations
- Calls and data switching
- Radio access connectivity
- Acts as a transit switching center
- Acts as a packet data gateway

- **Registry**

- HLR/VLR
- Call routing

- **BrandMeister Core**

- TETRA <--> DMR individual and group calls, SMS bridging
- GPS and SMS apps handling (APRS, DAPNET, MQTT, HTTP API)

- **Asterisk PBX / chan_transit.so**

- Individual and phone calls bridging, IVR apps
- SMS apps and bridging

- **SVXLink / DockLogic.so**

- TETRA-DMO group calls bridging (+ passing of ISSI)

SVXLink

DockLogic.so

- **DockLogic.so – our own SVXLink Logic module, implements TetraPack's Dock IPC protocol (should run on the same host as TetraPack Core)**
 - Works on top of pure DL1HRC's SVXLink / tetra-contrib
 - Requires nodes to use the same CALLSIGN in [ReflectorLogic] and [TetraLogic] to make our bridges pass talker's ISSI correctly
- **Patches applied to SVXReflector and ReflectorLogic at DL1HRC's GitHub.com**
 - Pass originating ISSI over SVXReflector to TetraLogic / DockLogic
 - Reflector to Reflector links does not pass originating ISSI
- **Not recommended to use:**
 - Too many transcoding (ACELP <--> analog <--> OPUS <--> ACELP)
 - Poor quality of analog audio on many SVXLink nodes

Asterisk PBX

chan_transit.so

- **chan_transit.so** – our own Asterisk module, implements TetraPack's Transit IPC protocol (should run on the same host as TetraPack Core)
- **codec_pack.so** – our own port of TETRA codecs to Asterisk (ACELP, ...)
- **Possibilities**
 - Individual simplex calls with PTT control (RADIO_KEY/RADIO_UNKEY)
 - Duplex individual, PSTN or PBX calls
 - TETRA codec selection / DTMF pass
 - TETRA call priority management
 - Short messaging (out-of-band messaging)
- **Use-cases**
 - Ham telephony
 - Direct call to emergency services
 - AllStarLink access (in theory)

Supported radio access technologies

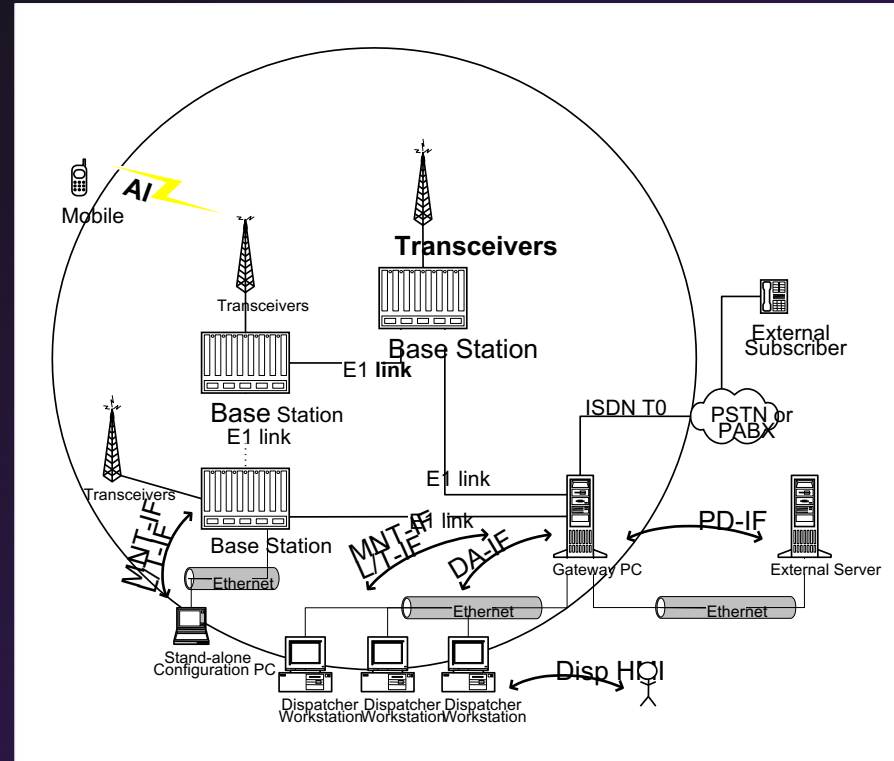
- **motorola compactTETRA (CTS)**
 - Designed by DAMM and Frequentis, labeled by Motorola
 - Built-in network controller (BSC)
 - **NOT compatible** with Motorola Dimetra
 - Supported since 2023 with the first release of TetraPack
- **motorola dimetra**
 - Designed and produced by Motorola
 - Support in TetraPack - new for this year
 - Development and testing based on Dimetra R5 and R9
 - **Uses dedicated Dimetra Core system!**



motorola compactTETRA

In details

- Designed by DAMM and Frequentis, labeled by Motorola
- Uses E1 closed-ring topology
- Up to 8 base-stations
- No need for dedicated network core
- Voice and signaling only over E1
- Proprietary <Inter-site Connect>
- Not compatible to ISI/E1 (TETRA Interconnection standard)
- Base-station controller (BSC411) runs on Windows NT 4.0 Embedded

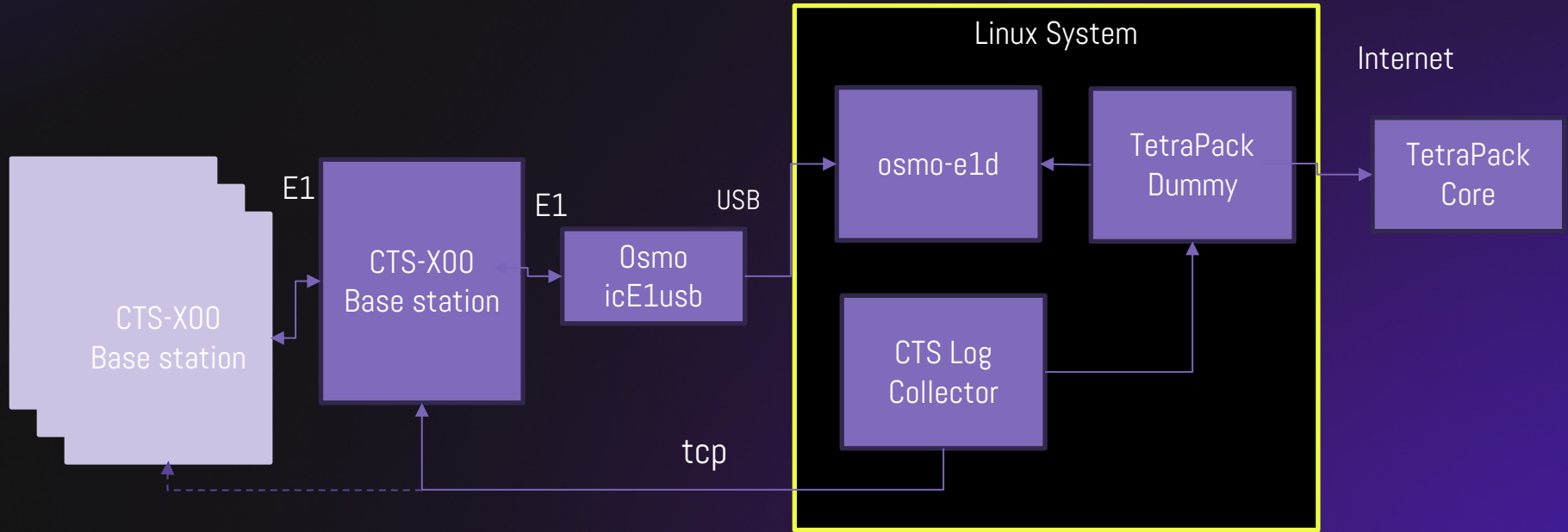


Dummy

- Client software to connect Motorola CompactTETRA (CTS-X00) zones
- Emulates Base Station and Gateway PC
- Up to 31 mobile and 32 "fixed" calls (maximum capacity of emulated nodes)
- Debian Linux 11+, x86-64 or arm64 (Raspberry Pi 4+)
- Osmocom icE1usb interface for E1
- Extra software – CTS log collector



Motorola CTS-X00 Site



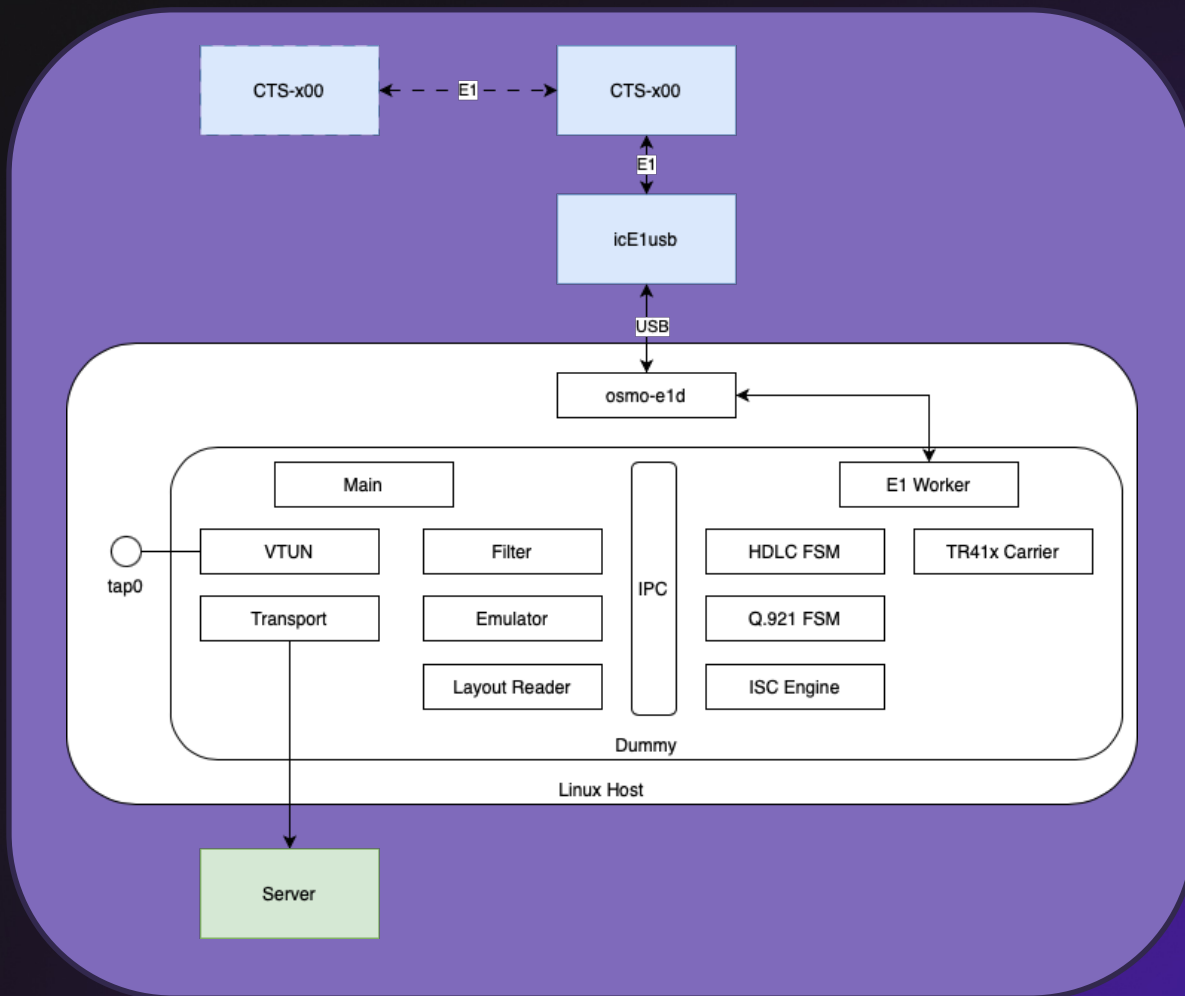
Dummy

In details

- Transmits application-level messages between CTS E1 and TetraPack Core server
- Decodes/encodes full signaling stack:
 - E1 handler \
 - HDLC FSM -- (normally done by IC on BSC411 board)
 - Q.921 FSM /
- Inter-site Connect transport including priority management (normally done by ISCD2.EXE)
- Decodes/encodes E1 and pre-buffers carrier streams (normally done by BSC411/TR412 boards)
- Partially emulates BSS.EXE/GWS.EXE (presence / status updates)
- VTUN over E1 between CTS and host (does not forward to the server)
- Uses the same bssparams.txt configuration file as a base station
- Typical IP bandwidth 4-100 Kbits/sec
(that's nothing in comparison to TDMoIP – 2x 2 Mbits/Sec, 2x 8000 PPS constantly)

Dummy

In details



Osmocom icE1usb

- Available for ordering, not expensive
- USB to connect to PC
- Role (NE/NT) can be selected by jumpers, can be used with a regular network cable
- User-space Linux driver, no need to change kernel
- Supports required work mode (SUPERCHANNEL)





Dimetra hardware


Base stations



EBTS (gen1, gen2)



MBTS




MTS2/4

Dimetra hardware

Core systems



CP1500 (gen1)



Sun Netra + IBM Power (gen2)



Core X (HP ProLiant)

Dimetra hardware

Core systems

- **Sun CP1500-based**
 - Can run Dimetra up to R6.2
 - Fully hardware
 - Motorola-proprietary cPCI boxes, ZNYX redundant ethernet blades
- **Sun Netra + IBM Power**
 - Standard 19" equipment
 - Solaris 9+ containers
 - Multiple support boxes based on PowerPC / x86 / Linux / Windows
 - Dimetra R6-R8 (?)
- **Core X**
 - HP Proliant DL-series
 - Linux / Linux KVM or VMware / Windows
 - Many virtual machines running on a single box

Dimetra concept

General information

- Centralized switching and network management
- Redundant configuration of core components
- Shares many core components with SmartZone, Astro P25, MOTOTRBO

Capacity Max

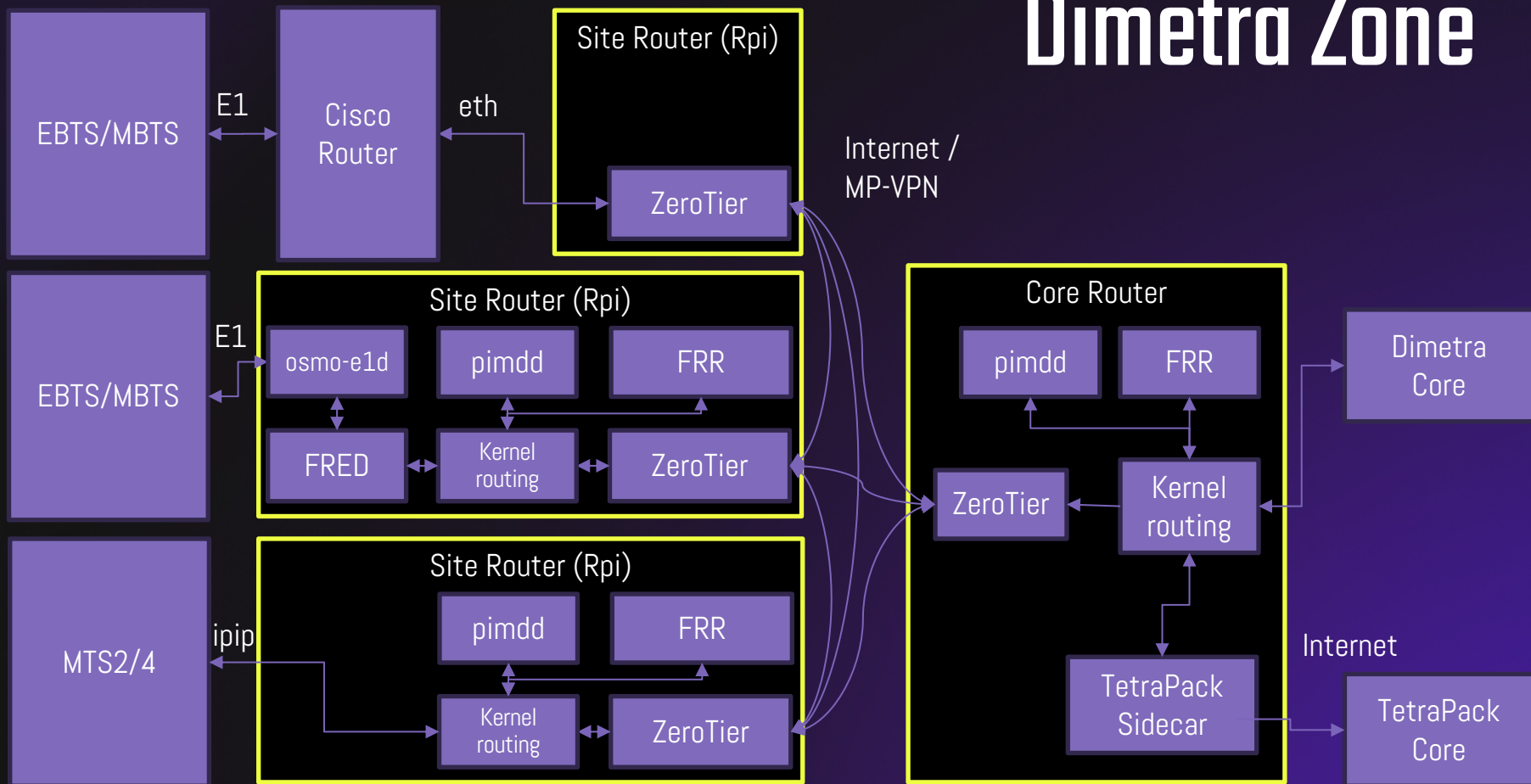
- **Pure IPv4-based private (RFC1918) packet-switched transport**
 - **EBTS/MBTS base stations use IP over FrameRelay (E1 or X.25)**
 - **MTS2/4 base stations use IP over IP VPN**
- Predefined fixed IP plan
- Media and signaling use mostly IP multicast

Our Dimetra Core approach

Base concept

- ZeroTier MP-VPN to connect sites and core
- OSPF for unicast routing, PIM dense-mode for multicast routing
- Two options to connect EBTS/MBTS base stations
 - Cisco router with E1 card + any box (Linux/OpenWRT/Mikrotik) for ZT
 - Osmocom icE1usb + any Linux box for osmo-eld + fred + FRR + pimdd + ZT
- One option to connect MTS2/4 base stations
 - Any Linux box + FRR + pimdd + ZT

Dimetra Zone



Option 2: FRED

FrameRelay-over-E1

- Our own gateway software to run on on-site E1 connection
- Bridges IPv4/IPv6/Ethernet packets between Linux kernel and FrameRelay over E1 (RFC 2427, RFC 2590)
- Supports FRF.12 (inner and outer) fragmentation for incoming traffic
- Implements basic DCE-PVC LMI with support of ITU-T Q.933-A, ANSI T1.617-D, GOF (automatic detection)
- Acts via TUN/TAP network interfaces (one per DLCI) on Linux side
- Can share icE1usb interface with another FRED / dummy / etc
- Debian 12 arm64 or amd64, tested on Raspberry Pi CM4, Raspberry Pi 5

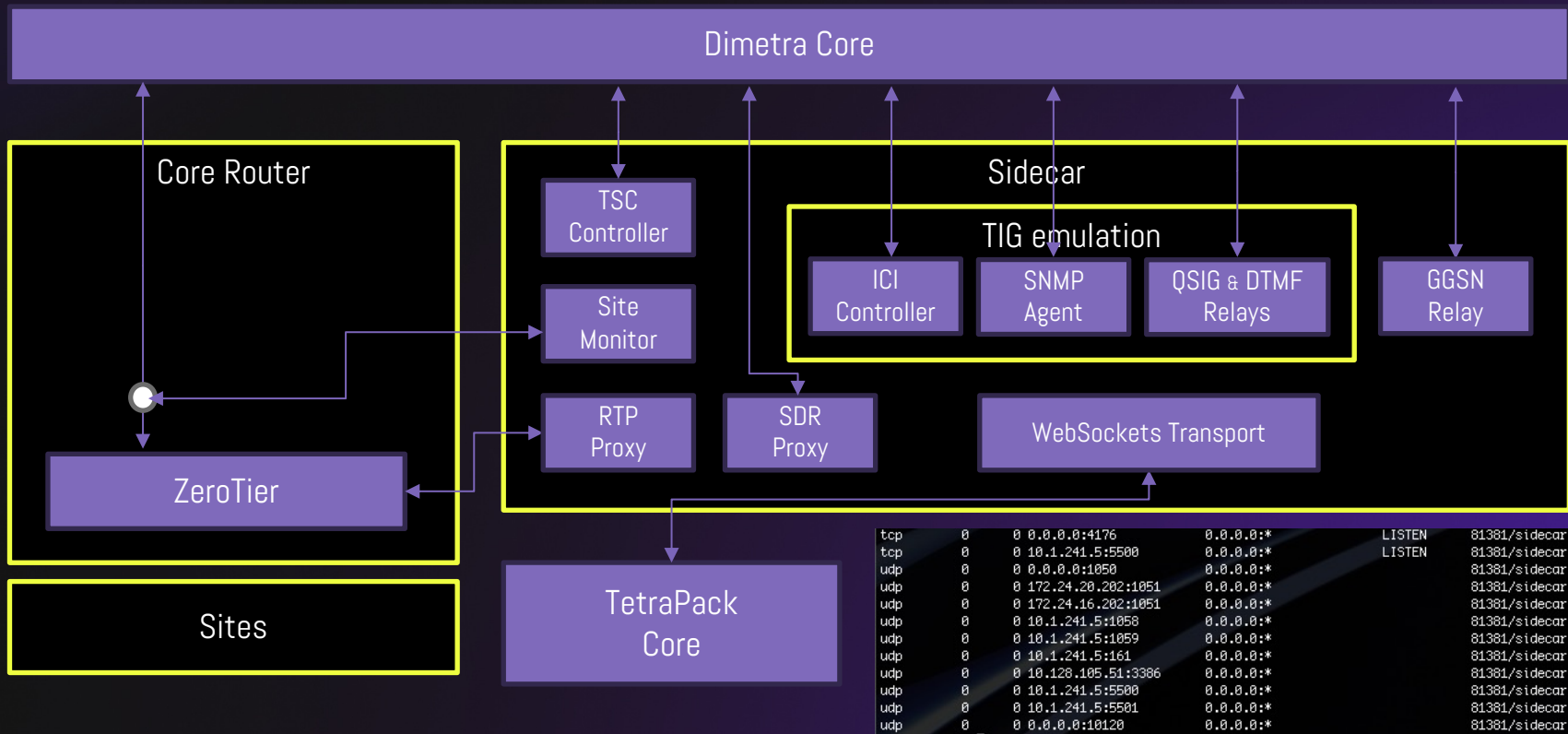
TetraPack Sidecar

- Agent software to connect Dimetra Core (on per-zone basis) with TetraPack Core (like TetraPack Dummy for CompactTETRA)
- Should run close to Dimetra Core in the same private network (better to have it on core router)
- Single TCP connection to TetraPack Core over Internet
- Emulates EBTS TSC to register users and to pass group and individual calls and SDS
- Emulates MTIG for phone calls interconnection with ISSI passthrough and without transcoding
- Emulates GGSN for packet data
- Watches for signaling between TSCs of real base stations and Zone Controller to grab registrations, group affiliations and group calls

```
TetraPack Sidecar 20240123-142211  
Copyright 2023-2024 Artem Prilutskiy
```

```
2024-01-24 18:33:44.895 ⓘ Started  
2024-01-24 18:33:46.897 ✓ Connecting to Zone Controller...  
2024-01-24 18:33:46.992 🗨 Zone Controller link #1 status change: GRANT  
2024-01-24 18:33:46.994 🗨 Zone Controller link #1 status change: ACTIVE  
2024-01-24 18:33:46.997 🗨 Zone Controller link #2 status change: GRANT
```

TetraPack Sidcar





TETRAPACK

User Experience

DMR <-> TETRA

Individual calls

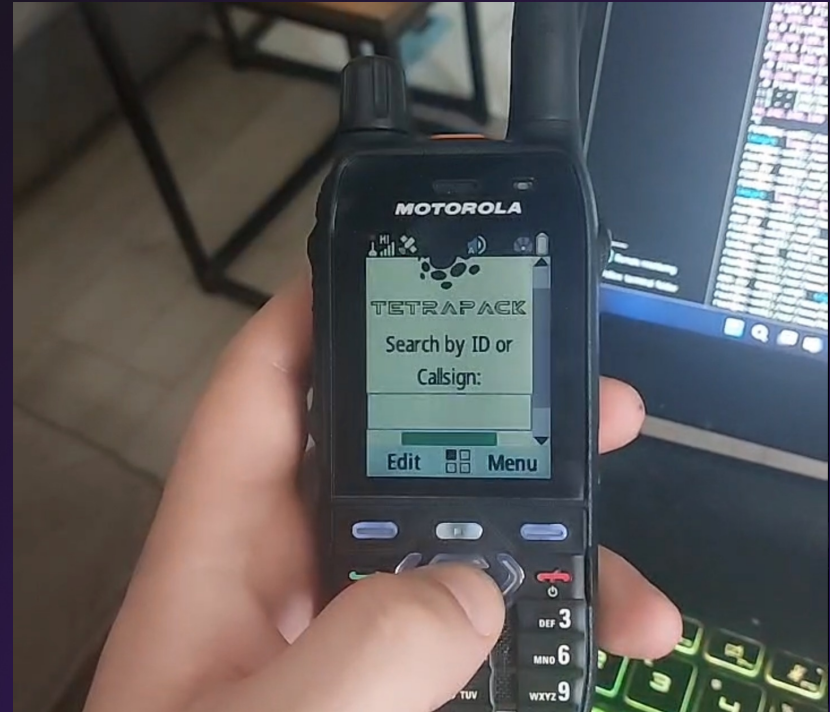
- TETRA -> DMR: DOUBLE PTT TO SETUP A CALL AND THEN TO TRANSMIT
- Recommended settings:
 - **PTT Call Back Timer – Disabled**
(respond for initial delay on call DMR->TETRA)
 - **Hook Method for Outgoing Simplex Individual Call – Direct**
(respond only for transmitted call capabilities, the bridge is tolerant to this setting)
 - **Preferred Hook Method for Incoming Simplex Individual Call – Direct**
(allows TETRA radio to hook a call automatically - DMR side doesn't know about when the call hooked)

Emergency Options				
+	TMO Voice Services	13	PTT Call Back Timer, msec	3000
	Pre-emptive Priority Call	▶ 14	PTT Call Back Timer Enabled	<input type="checkbox"/>
	Scanning Parameters	15	PTT during Received Group Call	<input type="checkbox"/>
+	Voice Services Options	16	Hook Method for Outgoing Simplex Individual Call	Direct
	Announcement Call	17	Preferred Hook Method for Incoming Simplex Individual Call	Direct
+	DMO Parameters	18	Hook Method for Outgoing Duplex Private Call	Hook

Mobile IP-data and WAP

Packet data access

- Static IP allocation for better compatibility
- WAP gateway based on Kannel (kannel.org)
- Single IP and settings for any access types
- Dimetra-based access:
 - Password authentication using CHAP
 - Password can be set in BrandMeister's dashboard (hotspot/repeater password)
 - Should be enabled per ISSI by administrators
- CTS-based access:
 - Should be enabled per ISSI for each cell by operator
 - **Multi-slot Packet Data should be off for CTS**



Mobile IP-data and WAP

Radio settings

	Field Name	Field Value	Set Default
1	Proxy IP Address	10.10.10.2	
▶ 2	Remote Port	9201	
3	Force SAR	<input checked="" type="checkbox"/>	
4	SAR Group Size	3	
5	Bearer Index	0	

	Field Name	Field Value	Set Default
1	Protocol Type	CHAP	Set Default
2	User Name	2356266	
▶ 3	Password	BM-SelfCare-Pass	

	Field Name	Field Value	Set Default
▶ 1	User Authentication	<input checked="" type="checkbox"/>	
2	Authenticator Name	DIMETRA_P	
3	Data Only	<input checked="" type="checkbox"/>	
4	Voice&Data	<input checked="" type="checkbox"/>	
5	Voice Only	<input checked="" type="checkbox"/>	
6	Default Packet Data Mode	Voice&Data	Set Default
7	PD Page Period Updates, msec	1000	Set Default
8	IP Queue Timeout	<input type="checkbox"/>	
9	IP Maximum Queuing Time, sec	5	
10	Request a Dynamic IP Address	<input checked="" type="checkbox"/>	
11	Static IP Address	0.0.0.0	

Hotspot Security

<https://brandmeister.network/?page=selfcare>

Enter new Password

Save Password

Phone calls

PSTN calls

- Available numbers:
 - 2 – Asterisk's IVR demonstration, DTMF test
 - 600 – Echo test

Next steps

TetraPack Core and supplementary components

- **TetraPack-specific LastHeard web page**
- **Packet data support**
 - Packet access management in the dashboard
 - AMPR access with static address binding to follow ITU-T rules and better radio-access capabilities
 - HamNet should be reachable via AMPR
- **Support for radio-access equipment of other vendors**
- **Ham and emergency telephony integration**
 - Dial plan development
 - Trunk agreements
 - SIP is available, but IAX2 is preferable

Links

- <https://tetrapack.online/>
- <https://t.me/TetraPackGeneralSupport>

